



Easter celebrations have an amazing impact on children. Use these experiences to create memories this Easter. As a family – make time each day to intentionally discover and discuss Jesus' love and sacrifice for each of us.

Find a time each day that's suitable for your family, it doesn't have to be long, just a few minutes. Encourage different family members to read & pray. They might want to prepare before hand.

Palm Sunday 17 April – Read aloud Mark 11:1-11



Make palm-leaf cookies. Cut **frozen cookie dough** into 6cm strips. Place aluminium foil on a cookie sheet and shape it with non-stick cooking spray. Roll the cookie strips and shape them into an outline of a palm leaf on the foil.

Close all edges in the outline. Crush **green hard lollies** in a bag with a hammer, sprinkle to fill in the cookie centre. Bake at 190c for about eight minutes. Contrast the sweetness of the cookies with the harshness of breaking the lollies with a hammer. Tell your children that this was a sweet day for Jesus, but he knew that soon he would be broken- or would die- for our sins.

Out & About Think of a reason to praise Jesus each time you take off a shirt during the week.

Make some cookies and share them with a lonely person or another family.

Monday 18 April – Read aloud Mark 11:15-18

Tell your children that this area of the temple was the place non-Jews could come to pray, but it had become a dirty, noisy, unworshipful place. Together, decorate a worshipful space in your home for Easter Week. **Include a Bible, candles and an area to display** the items you'll use this week. You can review these items at the beginning of each devotion. Light the candles or turn on the lights only during devotions to keep it special and meaningful.

Out & About Jesus was cleaning out the temple, as a family you could offer to clean a car for a neighbour or friend.





Tuesday 19 April – Read aloud Mark 14v 3-9

This woman gave Jesus a gift that was very precious. We can give gifts that come from our heart, too. As each child shares something he or she can do to honour Jesus, **spray perfume** into the air or on the child. **Decorate a beautiful piece of paper** and form a cylinder around the perfume bottle for display at your family worship space.

Out & About Who do you want to honour?

Make a card, or write an email to an friend/ grandparent.



Wednesday 20 April – Read aloud Matthew 26v14-16

You'll need 30 silver coins. Tell kids that Judas betrayed Jesus for about 120 days wages. You could work out how much that is for your family. Let the kids count the coins and place them at your family worship space. Ask “ Was Jesus’ life on earth worth more than 30 pieces of silver? Why or why not? What was the true value of Jesus’ life to our family?”

Out & About As a family decide what you can do with the 30 silver coins.




Thursday 21 April – Read aloud John 13v 1-5



Jesus washed feet to show his love. **Have a bowl, a bar of soap, and paper towels** ready. Take turns washing each other’s hands and drying them as you express love to each other. Display the soap at your family worship space.

Out & About Get your shoes out of the cupboard and clean each others shoes.

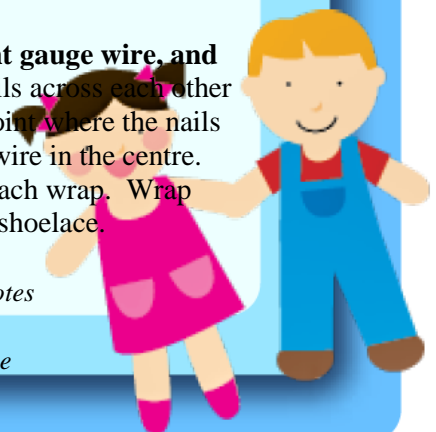
Friday 22 April – Read aloud Mark 15:21-39



You'll need two horseshoe or carpenter's nails, light gauge wire, and a shoelace for each child. Help children lay their nails across each other like a cross, then start wrapping the wire around the point where the nails intersect to bind the nails into a cross. Crisscross the wire in the centre. Have the kids recall an event of the Crucifixion with each wrap. Wrap more wire around the top and make a loop to hold the shoelace.

Out & About Write or draw a prayer on some post-it notes


and put them into the shape of a cross and stick on the fridge





Saturday 23 April – Read aloud Mark 15v42-47

Take turns **wrapping each other in toilet paper** just as Jesus might have looked when prepared for burial. Talk about how the disciples might have felt when all their hopes seemed destroyed when Jesus died. Ask, “How would you have felt if you had been there when Jesus died? What would you have done?”



Talk about how the burial isn't the end of the story, but that it was a very sad day for Jesus' friends.

Out & About Plan some special time together to laugh, play and share.....

Easter Sunday 24 April – Read aloud Luke 24v 1-9



You'll need cupcakes and a trick re-lighting candle. Light it and talk about how Jesus came to be the light of the world. On Saturday, it looked like the light had been blown out. Blow out the candle and wait in silence while the flame is gone. When the flame comes back, celebrate! Point out that nothing can ever snuff out Jesus, the light of the world.

Out & About Celebrate God's love by showing God's love to others

Choose 1 person in your family and tell them how you are going to show and express your love for them this week. Eg. Go for a walk together, play a video game with each other, give mum a massage.

If your family has enjoyed these times together and you want to keep creating that place where you equip them to face challenges of life. "All-In night" by Lynne Burgess has lots of great ideas. Available from Koorong.

